












Aughton Christ Church English Curriculum Map 2023 - 2024

Year Group: Year 5

	Autumn 1 7 weeks	Autumn 2 8 weeks	Spring 1 5 weeks	Spring 2 6 weeks	Summer 1 6 weeks	Summer 2 7 weeks
Cross Curricular Theme	Raiders or Traders <i>History</i>	Food for Thought <i>Geography</i>	It's All Greek to Me <i>History</i>	Amazing Amazon <i>Geography</i>	It's a Crime! <i>History</i>	Coast to Coast <i>Geography</i>
Class Novel Reading for Pleasure	Riddle of the Runes: J Ramirez	Oliver Twist: Charles Dickens	Various Greek Myths and Legends	The Explorer: K Rundell	Wonder: RJ Palacio	Space Oddity: C Edge
Core English Text	 The Lion, the Witch and the Wardrobe: CS Lewis  Various film trailers	 A Christmas Carol: C Dickens	 Various Greek myths and legends	 Rainforest Poems  Examples of magazine articles	 The Explorer Katherine Rundell  Various examples of information texts	 The Highway Man: A Noyes
Unit Text type	<u>Narrative</u> <i>The Lion, the Witch and the Wardrobe</i>	<u>Classic Narrative</u> <i>A Christmas Carol</i>	<u>Narrative- Myths and Legends</u> <i>Greek Myths and Legends</i>	<u>Magazine Articles</u>	<u>Narrative: Stories from Another Culture</u> <i>The Explorer</i>	<u>Classic Narrative Poetry</u> <i>The Highway Man</i>
Audience and Purpose	<u>Purpose:</u> Write an introduction to a story in the style of the author. <u>Audience:</u> Share completed introductions with Y3.	<u>Purpose:</u> Write a new chapter for A Christmas Carol. <u>Audience:</u> Following Aldi's advert two years ago, they have asked for an additional chapter to be added to a A Christmas Carol.	<u>Purpose:</u> To write a myth in the style of The Chimaera. <u>Audience:</u> Publish our myths in a book for school library.	<u>Purpose:</u> To present a balanced account of different views about deforestation. <u>Audience:</u> Publish a class magazine to sell to school. All money raised will be donated to Edukid.	<u>Purpose:</u> To write an introduction to a structured story similar to The Explorer. <u>Audience:</u> Following Y2's work on Uganda, share our stories with them. <u>Using</u> relative pronouns who, which, where, whose,	<u>Purpose:</u> To retell the poem, using language from the text. <u>Audience:</u> Perform for school in class-led Worship.



Aughton Christ Church English Curriculum Map 2023 - 2024

Year Group: Year 5

<p><u>Key Skills in Writing</u></p>	<p>Create and punctuate complex sentences using ed opening clauses. Identify and use brackets to indicate parenthesis. Link ideas across paragraphs using adverbials for time, place and numbers. Explore, identify, collect and use noun phrases. Show characterisation through the use of description and dialogue.</p>	<p>Create complex sentences by adding a relative clause using a relative pronoun who, which, were. Create and punctuate complex sentences using ing and simile opening clauses. Demarcate complex sentences using commas. Identify and use brackets to indicate parenthesis. Link ideas across paragraphs using adverbials for time, place and numbers. Explore, identify, collect and use noun phrases. Show characterisation through the use of description and dialogue.</p>	<p>Create complex sentences by dropping in a relative clause. Use a range of relative pronouns: who, which, where, whose, when, that. Create and punctuate complex sentences using ing opening clauses, Demarcate complex sentences using commas in order to clarify meaning, including those which have relative clauses. Use devices to build cohesion within a paragraph. Use expanded noun phrases to convey information concisely. Identify and use commas and dashes to indicate parenthesis.</p>	<p>Create complex sentences by dropping in a relative clause. Use a range of relative pronouns: who, which, where, whose, when, that. Create and punctuate complex sentences using ing opening clauses, Use devices to build cohesion within a paragraph. Use expanded noun phrases to convey information concisely. Identify and use commas and dashes to indicate parenthesis.</p>	<p>when, that, create complex sentences by using relative clauses, both at the end of sentences and embedded within. Create complex sentences where the relative pronoun is omitted Create and punctuate sentences using simile starters. Create and punctuate sentences using ed and ing openers. Use commas to avoid ambiguity. Identify and use commas to indicate parenthesis. Use brackets and dashes to indicate parenthesis. Use expanded noun phrases. Blend action, dialogue and description within and across paragraphs.</p>	<p>Using relative pronouns who, which, where, whose, when, that, create complex sentences by using relative clauses, both at the end of sentences and embedded within. Create complex sentences where the relative pronoun is omitted Create and punctuate sentences using simile starters. Create and punctuate sentences using ed and ing openers. Use commas to avoid ambiguity. Identify and use commas to indicate parenthesis. Use brackets and dashes to indicate parenthesis. Use expanded noun phrases. Blend action, dialogue and description within and across paragraphs.</p>
<p><u>Unit 2</u> <u>Text type</u> <u>Audience and Purpose</u></p>	<p><u>Non-Fiction: Persuasion</u> <u>Purpose:</u> Create a trailer persuading others to watch their adapted version of A Christmas Carol. <u>Audience:</u> Show their trailer, advertising their new film, on iMovie to Mr Kennedy. Would he be persuaded to watch it?</p>	<p><u>Film and Play Script</u> <i>A Christmas Carol</i> <u>Purpose:</u> Write an additional chapter for A Christmas Carol in the form of a play script. <u>Audience:</u> Perform and share with parents on Class Dojo.</p>	<p><u>Poetry: Poems with Figurative Language</u> <u>Purpose:</u> Write and perform own poems which include imagery and language techniques. <u>Audience:</u> Publish in a Rainforest class magazine (Linked to next unit)</p>	<p><u>Discussion and Debate:</u> Plan and write a balanced argument for and against aspects of Deforestation, <u>Audience:</u> Send letters to Rainforest Alliance, who work at supporting indigenous tribes,</p>	<p><u>Non-Fiction Information Booklet</u> <u>Purpose:</u> Create a trifold information booklet about different crimes and punishments. <u>Audience:</u> Share leaflets with family members.</p>	<p><u>Narrative Poetry</u> <i>The Highway Man</i> <u>Purpose:</u>To create narrative action scenes. <u>Audience:</u> Film and share with school during class-led Worship.</p>



Aughton Christ Church English Curriculum Map 2023 - 2024

Year Group: Year 5

<p>Key Skills in Writing</p>	<p>Demarcate complex sentences using commas in order to clarify meaning. Note and develop ideas. Use devices to build cohesion. Use persuasive techniques – exaggeration, strong adjectives, bold statements. Suggest changes to grammar, vocabulary and punctuation to enhance effects and clarify meaning. Use appropriate intonation, tone and volume to present their writing to a group or class, ensuring meaning is clear.</p> <p>(Completed Autumn 1 and Autumn 2)</p>	<p>Identify and use brackets and dashes to indicate parenthesis. Show characterisation through the use of description and dialogue. Demarcate complex sentences using commas and explore ambiguity of meaning.</p> <p>(Completed Spring 1. As above but used The Chimaera as a stimulus)</p>	<p>Note and develop ideas. Suggest changes to grammar, vocabulary and punctuation to enhance effects and clarify meaning. Use appropriate intonation, tone and volume to present their writing to a group or class, ensuring meaning is clear.</p> <p>(Completed Spring 2)</p>	<p>Create and punctuate complex sentences using opening clauses in non-fiction writing. Use commas to indicate parenthesis. Use brackets and dashes to indicate parenthesis. Use expanded noun phrases. Use different sentence structures. Use devices to build cohesion within a paragraph. Demarcate complex sentences using commas in order to clarify meaning, including those which have relative clauses. Create complex sentences by dropping in a relative clause.</p>	<p>Using relative pronouns who, which, where, whose, when, that, create complex sentences by using relative clauses, both at the end of sentences and embedded within. Create complex sentences where the relative pronoun is omitted Use commas to avoid ambiguity. Identify and use commas to indicate parenthesis. Use brackets and dashes to indicate parenthesis. Use expanded noun phrases</p>	<p>Examine how characters and settings are developed in films. Blend action, dialogue and description within and across paragraphs. Note and develop ideas. Suggest changes to grammar, vocabulary and punctuation to enhance effects and clarify meaning. Use appropriate intonation, tone and volume to present their writing to a group or class, ensuring meaning is clear.</p>
<p>Cross Curricular Reading and Writing (Text types revisited) and link texts</p>	<p>History: Viking Day diary Text: Riddle of the Runes</p>	<p>Geography: Explanation about food shortages around the world.</p>	<p>Science: Write an explanation to show how their chosen force works.</p>	<p>Geography: Write a non-chronological report about a chosen rainforest animal.</p>	<p>History: Write a diary from the point of view of Mary Hinde.</p>	<p>Science: write a non-chronological report about Space. Text: Space Oddity</p>